



TECHNICAL INFORMATION FOR THE QUICK SETUP OF NEXA CASH REGISTERS

NEXA NE-310 Scanner Setup

Install the scanner in the COM Port


By default the port is configured for a barcode scanner.

Scan the barcodes below for your scanner and it should work.

NEXA REGISTER SCANNER SETUP

FOR NE-310 AND NE-510


ZED1600



Start



Default



*AUTO



Tab(0X0D+0X0A)



End


BL-8060



Default



Disable All 2D Codes



RS232



Terminating Character 0x0D 0x0A